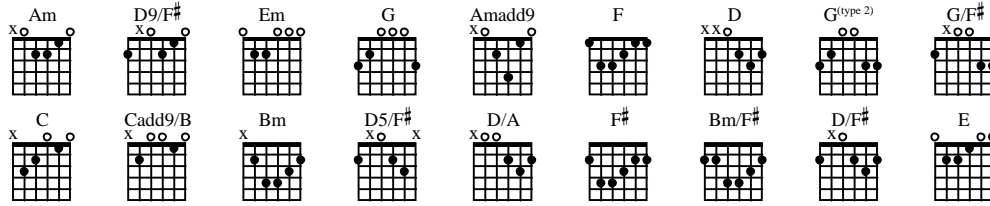


# KARMA POLICE

As recorded by Radiohead  
(From the 1997 Album OK COMPUTER)

Transcribed by Craig Clayton


Wor  
Gree  
and



**A** Intro

Slow Rock ♩ = 73

Am D9/F# Em G Amadd9 F




Gtr I *f* *acous.*  
*let ring*



*piano arr. for guitar (drop D tuning: D A D G B E)*

Gtr II *ff* (*bass and treble staves arr. for one treble staff*)

*let ring let ring let ring let ring let ring let ring*



Em G Amadd9 D G(type 2) G/F# C Cadd9/B

let ring

T 0 0 0 0 3 3 3 3 0 0 0 2 2 2 2 3 3 3 1 1 0 0

A 2 2 2 2 0 0 0 0 0 0 0 2 2 2 2 0 0 0 0 0 0 0 0

B 2 2 2 2 0 2 3 3 3 0 0 0 2 2 2 2 3 3 2 2 2 0 0

let ring let ring let ring let ring let ring let ring

T 0 0 0 2 4 0 4 2 3 4 4 0 4 4 2 0

A 2 2 0 2 4 0 4 2 4 4 0 5 4 2 0

B 0 0 0 0 0 0 0 0 0 0 0 5 4 2 0

Am Bm D

let ring

T 0 0 0 1 1 3 1 1 3 3 3 0 2 2 2 3 0 0 0

A 1 1 1 2 2 2 2 2 2 3 2 2 2 2 2 2 2 2 2 0 0 0

B 2 0 2 2 2 2 2 2 2 2 2 2 2 2 2 2 2 2 2 0 0 0

let ring

T 1 2 1 2 2 3 3 3 7 8

A 2 2 2 2 2 4 4 4 4 5

B 0 2 2 2 2 5 5 5 0 0

**B** 1st. Verse

Am D9/F# Em G Amadd9 F

*let ring*

T 0 0 0 0 0 0 0 0 3 3 3 3 3 3 0 0 0 1 1 1  
 A 1 1 1 1 1 1 1 1 0 0 0 0 0 0 1 1 1 1 1 1  
 B 2 2 2 2 2 2 2 2 2 0 0 0 0 0 0 2 2 2 2 2 3 3 5 5 5

0 0 Kar - ma pol - ice ar - rest this man he talks in maths,

T 0 2 (2) 0 (1) 0 1 1  
 A 2 2 (3) 0 2 (2) 2 0 3 3  
 B 0 2 2 0 2 0 3 3

he buz - zes like a fridge, he's like a de - tuned ra - di - o.

*let ring*

T 0 0 0 2 2 3 3 3 0 0 0 0 0 0 0 0  
 A 0 0 0 0 0 0 0 0 1 1 1 1 1 1 1 1  
 B 2 2 2 2 2 2 2 2 0 0 0 0 0 0 0 0

he buz - zes like a fridge, he's like a de - tuned ra - di - o.

T 0 0 2 0 1 1 2 2 4 4 2 2 0 0  
 A 0 0 2 0 2 2 2 2 5 5 4 4 2 2  
 B 2 2 2 2 2 2 2 2 5 5 4 4 2 2

Em G Am D G(type 2) C Cadd9/B

*let ring*

T 0 3 3 3 3 0 0 0 2 2 3 3 3 0 0 0 0 0  
 A 0 0 0 0 0 1 1 1 2 2 2 2 2 1 1 1 1 1  
 B 2 2 2 2 2 2 2 2 0 0 0 0 0 0 0 0 0 0

he buz - zes like a fridge, he's like a de - tuned ra - di - o.

*let ring*

T 0 0 0 2 2 2 2 2 4 4 2 2 0 0  
 A 0 0 0 0 0 1 1 1 5 5 4 4 2 2  
 B 2 2 2 2 2 2 2 2 5 5 4 4 2 2

Am Bm D

15

let ring

T 0 0 0 3 1 1 0 3 3 3 0 2 3 2

A 2 2 2 2 2 2 2 0 4 4 4 4 2 2 2

B 0 2 2 2 0 0 2 2 2 2 2 4 0 0 0

let ring

T 1 5 5 5 5 4 3 3 2 2 2

A 2 5 5 5 5 4 4 4 2 2 2

B 0 5 5 5 5 4 4 4 2 2 2

C 2nd. & 3rd. Verses

Am D9/F# Em G Amadd9 F

17

let ring

T 0 0 0 0 0 0 0 3 3 3 3 3 3 0 0 0 1 1 1

A 2 2 2 2 2 2 2 0 0 0 0 0 0 2 2 2 2 2 2

B 0 0 0 2 2 2 0 0 0 0 0 0 0 0 0 3 3 3

1. Kar - ma po - lice ar - rest this girl her Hit - ler hair -

2. Kar - ma po - lice I've given all I can, it's not e -

T 0 2 (2) 0 (1) 0 1 1

A 2 2 (3) 0 (2) 0 2 (2) 2 2

B 0 2 (2) 0 2 (2) 0 2 3

keyboard arr. for guitar  
Gtr IIIw/ delay

T 5 6 (6)

A 5 6 (6)

B 5 6 (6)

sl.

Em F Am D G<sup>(type 2)</sup> D5/F# C Cadd9/B

let ring

T 0 3 3 3 3 0 0 0 2 2 2 3 0 3 3 3 1 0 0 0 0  
 A 0 0 0 0 0 2 2 2 2 2 2 3 0 0 2 2 2 0 0 0 0 0  
 B 2 0 2 3 0 0 0 0 0 0 0 0 0 5 2 2 2 3 2 0 0 0

- do is mak - ing me feel ill and we have crashed her par - ty  
 I've given all I can but w're still on the pay - roll

let ring

T 0 0 0 1 1 3 3 5  
 A 0 0 2 2 2 3 3 2  
 B 2 2 4 4 0 2 5 4 2 3 2 0

T 3 5 7 7  
 A  
 B

sl.

Am Bm D

let ring

T 0 0 0 0 0 0 0 0 0 2 2 2 2 0 2 2 2 2 0 3 3 3 3 3 0  
 A 1 1 1 1 1 1 1 1 1 4 4 4 4 0 3 3 3 3 2 2 2 2 2 2 0  
 B 2 2 2 2 2 2 2 2 2 4 4 4 4 2 2 2 2 2 2 2 2 2 2 2 0 0

let ring

let ring

let ring

T 1 1 3 3 5 3 3 7 7 5  
 A 2 2 4 4 0 4 4 7 7 5  
 B 0 2 4 4 7 4 4 7 5

T 5 3  
 A  
 B



G F# C D/A G Bm/F#

28

let ring-----| let ring-----| let ring-----|

T	0	0	0	2	2	2	2	3	2	2	2	2	2	2
A	0	0	0	3	3	3	3	3	2	0	0	0	0	0
B	3	3	2	4	4	4	4	5	3	2	0	0	0	0

----- this is what you get P when you mess with us

f let ring-----| ff let ring

T	10	12	14	13	10	8	7	10	10
A	12	12	14	15	12	12	8	12	12
B	12	14	16	15	14	14	12	7	7

mf

T	3	2	3	7
A	3	2	3	8
B				

1. C Bm D 2. C Bm D

let ring

T	0 0 0 0 0 0 0 0	2 2 2 2 2 2 3 0	0 0 0 0 0 0 0 0	2 2 2 2 2 2 3 0
A	1 1 1 1 1 1 1 3	3 3 3 3 3 3 3 0	1 1 1 1 1 1 1 3	3 3 3 3 3 3 3 0
B	0 0 0 0 0 0 0 0	4 4 4 4 4 4 2 2	0 0 0 0 0 0 0 0	4 4 4 4 4 2 2 0

T	8	8 8 8 7	7 7 7 8 10	8	8 8 8 7	9 11 12 14 16 17 16 14
A	9	9 9 9 7	7 7 7 7 7	9	9 9 9 7	9 11 12 14 16 17 16 14
B	10	10 10 10 9	9 9 7 7 7	10	10 10 10 9	9 11 12 14 16 17 16 14

Gtrs III, IV *f*

T	8	8	4 6 7 9 11 12 11 9
A	7	7	2 4 5 7 9 10 9 7
B			



**E** Out-Chorus

Bm D G D/F# G D/F#

35

*let ring*

T	3 3 2 2 2 2 2 2 0 0	3 2 2 2 2 2 0	3 2 2 2 2 2 0
A	4 4 4 4 4 2 2 2 2 0	0 3 3 3 3 3 3 0	0 3 3 3 3 3 3 0
B	2 2 0 0 0 0 0 0	0 0 0 0 0 0 0 0	0 0 0 0 0 0 0 0

1. For a min - ute there I lost my - self I lost my - self

*let ring*

*let ring*

*let ring*

T	2 0	0 3 2 0 3	0 3 2 0 3
A	4 2	0 0 2	0 0 2
B			

P

P

(2nd. time only)

Full

Full

Full

T	3 3 3 3	3 3 3 3	3 3 3 3
A	5 5 5 5	5 5 5 5	5 5 5 5
B			

*sl.* *sl.* *sl.*









